



ANNUAL REPORT

BIRGUNJ PUBLIC COLLEGE

ESTD. 01 SHRAWAN, 2057 BS



ANNUAL REPORT- (2081/082)



Purbanchal University
Birgunj Public College
Murli Bagaicha, Panitanki, Birgunj-12 Parsa
22 Ashwin, 2082

Birgunj Public College

ANNUAL REPORT-2081/082



Patron

Prof. Dr. Deepak Bahadur Shakya

Editors

Dr. Binay Shrestha

Dr. Arbind Shrestha

Mr. M.L. Hada

Dr. Neha Agrawal

Dr. Abdul Rahman

Publisher: Birgunj Public College, Murli Bagaicha, Panitanki, Birgunj

FOREWORD

Birgunj Public College has smeread the journey of two decades and has created significant academic contributions. It has an excellent record benefitting the graduates throughout the state and directly benefited the concentrated area of Province no. 2 and the country. It is one of the renowned management colleges of Purbanchal University and has been functioning as a decentralized unit running Master programs in a dozen of subjects. With time, the campus has not solely developed its infrastructure yet, but additionally, it added new programs and enriched its faculties. Moreover, we are ever ready to run new academic programs that cater to the global requirements 21st century and the individuals of this region. Similarly, the campus is on the way to enhancing the technical knowledge and skills of teaching and non-teaching staff.

It is a matter of great pleasure for us to disclose Annual Report- 2081/2082 on this campus. It includes campus profile, academic progress, physical progress, financial progress, audit report, and social progress of 2081/82 and significant campus activities. We are appreciative of the editorial team and alternative corroboratory personalities. Further, we highly acknowledge and appreciate the editorial team and the corroboratory characters for their invaluable support and co-operation.

Dr. Binay Shrestha

Campus Chief

Table of Contents

Page No.

Contents

1. Background of BPC	1
2. Academic Progress	2
2.1 Programs	3
2.2 Educational Pedagogy	4
3. Physical Progress	4
3.1 Infrastructural Development	4
4. Financial Progress	5
4.1 Audit Report and Financial Statement	5
5. Human Resource Status	5
5.1 Teaching Staffs	5
5.2 Faculty-wise teachers working on the campus	5
5.3 Non-Teaching Staffs	6
6. Research & Publication	7
Table 4: Campus publications	8
7. Quality Assurance and Accreditation (QAA)	8
7.1 Internal Quality Assurance Coordinator/Members	8
7.2 Self-Assessment Team for QAA	9
7.3 Research Management Committee	9
7.4 Editorial Team of JEM	10
7.5 Education Management Information System	10
7.6 Students Quality Circle	10
7.7 Extra Curricula Activities	11
7.8 Library and Lab Management	11
8. Social Progress	11
9. Issues and Challenges	12
10. Annual Work Plan and Budget	12
10.1 Physical Infrastructural Development	14
10.1.1 List of Logical Framework of Action Plan	14
10.2 Academic Program Development	14
10.3 Human Resources Capacity Building & Institutional Development	15

10.3.1 List of Logical Framework of Action Plan	15
10.4 Research, Documentation, and Publication	16
10.4.1 List of Logical Framework of Action Plan	16
10.5 Financial Development	17
10.5.1 List of Logical Framework of Action Plan	17
10.6 Extra-Curricular Activities and Student' Welfare	17
10.6.1 List of Logical Framework of Action Plan	17

1. Background of BPC

Birgunj Public College (BPC) is a private institute purely incorporated in the management stream in Birgunj Metropolitan in 2057 BS. It has two premises with each separate running of their academic session with different governing bodies. The first one is known as the Main Building, where the second one is named Birgunj Institute of Management. The management in the main building runs BBS, BIM, and MBA affiliated with Tribhuvan University. The premises of Birgunj Institute of Management holds the responsibilities of BBA and MBA affiliated under Purbanchal University.

BPC has a long and meaningful background of its establishment. With the consistent demand and interest of the academicians and the enthusiastic students, the brick of foundations was laid to fulfill the quality education to the youths serving the nation. Keeping the notion alive and dedicated to its quality education, the institute has increased many students enrolled from 250 to 3000+ students. It has also received a positive response from different banks, corporate houses, public offices, NGOs, and INGOs where graduates are deployed.

The stimulation of 250 students enrolled in the beginning was a positive vibe and was also enough boosting energy to move towards its mission. It spites low financial capability, and the team started running the classes on rent in a Government School named Sundar Mal Ram Kumar Kanya Secondary School, Birgunj. The team struggled tough competition to establish the academic arena. BPC ran with its total capacity pooled large numbers of students just after completion of a couple of years felt the need to have its own equipped building.

BPC has successfully established its footprint in different fields such as academic research, training and seminar, career-building opportunity, job placement, Corporate social responsibility, societal welfare, health and awareness, exhibition, educational fare, bridging in between corporates and institutes, yoga campaign, regular extra-curricular activities, etc. with the efforts of its good management team. Parallely, it has also regularly conducted human resource development mechanisms, resulting in the enrollment of 8 faculties in the Ph.D. program from different universities. Considering the faculties in the core of quality improvement, the institute has persuaded them to participate in various reputed universities in India like IIMA, Delhi University, etc., for research paper presentation, faculty development program, training, and seminar attendance.

BPC has successfully maintained its infrastructure with its rigorous efforts to continue its academic sessions at the current stage. BPC has enough infrastructure, including two indoor playing fields and three spacious training halls, one cafeterias, two separate libraries, two computer labs, students meet point, counseling centers, receptions, including hygienic, safe drinking stations, and toilets separately for boys, girls, and staffs as well.

During these two and half decades, BPC has been rewarded in many ways. In the years 2008 and 2009 consistently, BPC maintained to be the Top MBA in Nepal, Best Management College in Madhesh Province, Top ten in Bachelors are those best achievements. These awards were given by B-School news.

BPC has shown its total commitment to maintaining quality and has done networking with other organizations such as HELVETAS Nepal, Antraprerna Pvt. Ltd., Skill Lab, etc. These organizations have significant input to our graduates conducting training, Business Development Training, Exposure visit support, Internship, etc.

It shows the commitment and dedication towards quality education and excellent reputation.

2. Academic Progress

Students' Enrolment

The total number of Bachelor level students who are enrolled within the regular Program in BBA are 720 in 2081 and in Master's level is 221. The total number of Bachelor level students who are enrolled within the regular Program in BBA are 833 in 2082 and in Master's level is 249. Thus, the following table is conferred by the entire range of scholars appearing within the examination within the year 2081 & 2082

Table 1 Program-wise enrollment in 2080/081 and 2081/082

Program	2080/081					2081/082				
	Number of Students			Proportion (%)		Number of Students			Proportion (%)	
	M	F	T	M	F	M	F	T	M	F
BBA	277	443	720	42.36	57.64	287	546	833	34.45	65.55
MBA	140	81	221	63.16	36.84	146	103	249	58.63	41.37
Total	417	524	941	44.35	55.65	433	649	1082	40.00	60.00

Result Status

This information is bestowed within the table below;

Table 2 Graduate Students in the last four academic years

Program (A)	Year of Enrolment (B)	Enrolment Number (C)	Final Year / Semester Examination (D)	Number of Students Appeared in Final Year / Semester Examination (only regular) (E)	Completion Number (include only regularly completing the program) (F)	Completion % = Graduate within postulated time (Cohort Year) / Enrolment of Cohort year *100) (F/C)*100	Drop-out % =
							Appeared in the Final semester or Year exam / Enrolment number of Cohort Year =100-(E/C*100)
BBA	2074	80	2078	71	69	86.25	11.25
	2075	80	2079	66	54	67.5	16.25
	2076	80	2080	71	58	72.5	11.25
	2077	80	2081	71	71	88.75	11.25
MBA (Spring and Fall)	2076	60	2078	44	37	61.66	26.67
	2077	60	2079	58	39	65	3.33
	2078	58	2080	54	47	81.03	6.89
	2079	55	2081	35	35	63.63	36.36

2.1 Programs

The campus runs only management for Bachelor of Business Administrative and Masters of Business Administration affiliated to Purbanchal University. All the related programs run under the internal managing resources.

Existing Programs and Subjects at Bachelor and Master Level

Faculty /Institute	Level	Beginning Year	Subjects
Faculty of Management	M.B.A.	2062.05.26	Accountancy, Finance, Marketing, HRM etc.
	B.B.A.	2059.03.32	Accountancy, Finance, Marketing, HRM etc.
Faculty of CS	BIT	2082.04.05	Programming, Data base, Math

2.2 Educational Pedagogy

The campus always seeks the best methods to apply for the regular lectures running. To make it more suitable, the management has installed projectors in each of those classrooms, and faculties use their laptop for teachings the subjects. Each class is equipped with a white board/digital smart board. It is also preferred to adopt advanced methods of teaching like a case study and research-based teaching pedagogy.

3. Physical Progress

3.1 Infrastructural Development

BPC is rich in its infrastructure. Recently, it has planned to construct the additional seminar hall, office rooms, Hi-tech classrooms.

Table 3: Number of buildings and rooms

Particulars	Number	
Buildings	Teaching	2
	(Adm. building 1 including above)	
	Total	2
Classrooms	19	
ICT	2	
Office Rooms	7	
Library Rooms	2	
Program Hall	1	
Seminar Hall	1	
Research Management Cell (RMC)	1	
Canteen rooms	1	
Incubation rooms	3	
Total Rooms	37	

4. Financial Progress

Financial Resource/ Income

BPC has only limited financial resources, in which 99% is received through student fees and 1% from other sources.

4.1 Audit Report and Financial Statement

A copy of the Audit Report and Statement of financial gain and expenditure of the year 2081/82 is annexed (Annex-I).

5. Human Resource Status

5.1 Teaching Staffs

The total number of teaching staff on this campus is 24 within the current year. That included the faculties in different levels. The BPC has awarded the levels of faculties based on work experiences and educational degrees. Currently, there are 8 Faculties are enrolled in Ph.D. and among those four have awarded. The faculties are appointed as full-time, part-time based. 18 are full-time, and 6 are part-time faculties.

5.2 Faculty-wise teachers working on the campus

SN	Name	Highest Degree	Position	Type of Tenure
1.	Dr. Binay Shrestha	MBA, Ph.D.	Campus Chief	Full Timer
2.	Dr. Arbind Shrestha	MBA, B.Ed. Ph.D.	Assit. Campus Chief	Full Timer
3.	Dr. Binay Kumar Thakur	MBA, Ph.D.	Associate professor	Full Timer
4.	Dr. Basudew Lal Karn	MA, Ph.D.	Associate professor	Full Timer
5.	Mr. Maheswar Lal Hada	MBS	Associate professor	Full Timer
6.	Mr. Birendra Yadav	M Sc, IT	Associate professor	Full Timer
7.	Dr. Neha Agrawal	MBA, Ph.D.	Associate professor	Full Timer
8.	Mr. Deepak Singh	MBS	Associate	Full Timer

			professor	
9.	Mr. Birendra Pd. Yadav	MBS	Assistant Professor	Part-time
10.	Er. Jaikishan Kumar Sahani	MTech	Assistant Professor	Full Timer
11.	Mr. Sanjay Patel	Med	Associate professor	Full Timer
12.	Mr. Sanjay Misra	MA	Associate professor	Full Timer
13.	Ms. Tapinder Kaur	MBS	Assistant Professor	Full Timer
14.	Mr. Niranjan Kesari	MBA	Assistant Professor	Full Timer
15.	Dr. Ajay Jaiswal	MBA, Ph.D	Assistant Professor	Full Timer
16.	Mr. Krishna Shah	MTech	Assistant Professor	Full Timer
17.	Dr. Abdul Rahman	MBA, Ph.D.	Assistant Professor	Full Timer
18.	Mr. Kunal Karki	MBA	Assistant Professor	Full Timer
19.	Dr. Rekha Agarwal	Ph.D.	Assistant Professor	Part-time
20.	Mr. Tarun Nepali	MBA	Assistant Professor	Full Timer
21.	Mr. Sanjay Shrestha	MBA	Assistant Professor	Part Time
22.	Mr. Awadhesh Kumar Jha	MA	Assistant Professor	Part Time
23.	Mr. R.L Das	MBA	Assistant Professor	Part Time
24.	Dr. Laxman Kunwar	Ph.D., MSc. Mathematics	Assistant Professor	Part Time

5.3 Non-Teaching Staffs

Following non-teaching staff are operating General Administration, Account, Examination, Library, and Store sections. All of them are full-time.

SN	Name	Highest Degree	Position	Type of Tenure
-----------	-------------	-----------------------	-----------------	-----------------------

1.	Kiran Shakya	B. Com	Administrative	Full Timer
2.	Satrughan Newa	BA	Head of Examination	Full Timer
3.	Hriday MM Pradhan	BA	Head of Library	Full Timer
4.	Ms. Prena Gupta	B.B.A.	Administrative Assistant	Full Timer
5.	Er. Bivek Sah	BCA	Lab assistant	Full Timer
6.	Ms. Sweta Shrestha	BBS	Account	Full Timer
7.	Ms. Shrijhana Chaudhary	+2	Account	Full Timer
8.	Mandipa Pradhan	BBS	Librarian	Full Timer
9.	Ganesh Maya Sahi	BBS	Librarian	Full Timer
10.	Rekha Ojha	Bsc Nursing	Nurse	Full Timer
11.	Mr. Phul Singh Thapa	BA	Library	Full Timer
12.	Mrs. Nandani Yadav	SLC	Assistant	Full Timer
13.	Mr. Rambabu Yadav	SLC	Security guard	Full Timer
14.	Mrs. Shanti Kumari	SLC	Peon	Full Timer
15.	Bijay Yadav	SLC	Gardener	Full Timer
16.	Mr. Ajay Mester	SLC	Peon	Full Timer
17.	Mr. Rajiv Chaudhary	SLC	Guard	Full Timer

6. Research & Publication

The campus already has a research committee for strengthening and promoting research activities among the faculties. The committee embodies academicians and professionals operating in numerous faculties and departments. Apart from this, there is a separate Departmental Research Committee.

The campus has been publishing the “Journal of Economics and Management” since 2017 AD, and its new volume is getting started to be published. This journal has created a spirit for a research atmosphere, and faculty members are participating with curiosity. It has further provided them a chance to focus on writing articles, papers for the

faculty members. It has additionally intended faculties to overcome an international context for research activities. The recent issue of journal has been published in 2026.

Table 4: Campus publications

SN	Publication Title	Publication Type	Publication Year	Publication Period
1	Journal of Economics and Management Vol 5 Issue1	Research Journal	2082	Annual
4	Prospectus BBA	Prospectus	2082	Annual
5	Prospectus MBA	Prospectus	2082	Annual
6	Academic Calendar	Calendar	2082	Semester
7	Annual Progress Report	Activities Report	2082	Annual
8	Tracer Study Report	Report of Graduates	2082	Annual

7. Quality Assurance and Accreditation (QAA)

Birgunj Public College has processed further to get registration in the QAA. In the same way, it has developed different teams that needed inaction for QAA. Hereunder the list of group is mentioned.

7.1 Internal Quality Assurance Coordinator/Members

SN	Name	Designation	Contact Number	Email
1.	Dr Binay Shrestha	Chairperson	9855027273	binay273@bpcbirgunj.edu.np
2.	Dr Arvind Shrestha	General Sec.	9855027304	arbindshr@bpcbirgunj.edu.np
3.	Dr Binay Kumar Thakur	Member	9845039771	binay0089@ bpcbirgunj.edu.np
4.	Prof Dr Dipak Shakya	Member	9855023085	dr.deepakshakya@bpcbirgunj.edu.np
5.	Mr Sankalp Shakya	Member	9855033444	sankalp.shakya45@bpcbirgunj.eud.np
6.	Dr Basudev Lal Karn	Member	9855020254	basukarn1@bpcbirgunj.edu.np
7.	Dr Neha Agrawal	Member	9855023040	agrawalneha1@ bpcbirgunj.edu.np

8.	Mr Maheshwar Lal Hada	Member	9855023587	hada@bpcbirgunj.edu.np
9.	Mr Dipak Singh	Member	9845058384	dipaksinghfunc@gmail.com
10.	Mr Shatrughan Newa	Member	9845098532	satrudhannewa@bpcbirgunj.edu.np
11.	Mr. Saurab Sarraf	Member	9866118920	saurabkumarsarraf@gmail.com

7.2 Self-Assessment Team for QAA

S.N	Name	Designation	Contact Number	Email
1.	Mr. M.L Hada	Coordinator	9855023587	hada@bpcbirgunj.edu.np
2.	Dr Binay Thakur	Member	9845039771	binay0089@bpcbirgunj.edu.np
3.	Dr Neha Agrawal	Member	9855023040	agrawalneha1@bpcbirgunj.edu.np
4.	Dr Abdul Rahaman	Member	9855066615	iam21rahman@gmail.com

7.3 Research Management Committee

S.N	Name	Designation	Contact Number	Email
1.	Dr Binay Shrestha	Chairperson	9855027273	binay273@bpcbirgunj.edu.np
2.	Dr Neha Agrawal	Coordinator	9855023040	agrawalNeha1@bpcbirgunj.edu.np
3.	Dr Arvind Shrestha	Member	9855027304	arbindshr@bpcbirgunj.edu.np
4.	Dr Binay Kumar Thakur	Member	9845039771	binay0089@bpcbirgunj.edu.np
5.	Prof Dr Dipak Shakya	Member	9855023085	dr.deepakshakya@bpcbirgunj.edu.np
6.	Mr Dipak Singh	Member	9845058384	dipaksinghfunc@gmail.com
7.	Dr Basudev Lal Karn	Member	9855020254	basukarn1@bpcbirgunj.edu.np
8.	Mr Maheshwar Lal Hada	Member	9855023587	hada@bpcbirgunj.edu.np
9.	Dr Abdul Rahaman	Member	9855066615	iam21rahman@gmail.com

7.4 Editorial Team of JEM

S.N	Name	Designation	Contact Number	Email
1.	Prof Dr Dipak Shakya	Chief Patron	9855023085	dr.deepakshakya@bpcbirgunj.edu.np
2.	Mr Shankalp Shakya	Patron	9855033444	sankalp.shakya45@bpcbirgunj.edu.np
3.	Dr Binay Shrestha	Editorial – In – Chief	9855027273	binay273@bpcbirgunj.edu.np
4.	Dr. Arvind Shrestha	Member	9855027304	arbindshr@bpcbirgunj.edu.np
5.	Dr Neha Agrawal	Member	9855023040	agrawalneha1@bpcbirgunj.edu.np
6.	Mr Maheshwar Lal Hada	Member	9855023587	hada@bpcbirgunj.edu.np
7.	Dr Abdul Rahaman	Member	9855066615	iam21rahman@gmail.com

7.5 Education Management Information System

S.N	Name	Designation	Contact Number	Email
1.	Er. Jay Kishan Kumar	Chairperson	9855015532	jaikshan100@bpcbirgunj.edu.np
2.	Mr Kiran Shakya	Member	9855033544	kiranshakya@bpcbirgunj.edu.np
3.	Mr Birendra Yadav	Member	9845041790	bpgoit203@gmail
4.	Mr Shatrughan Newa	Member	9845098532	satrudhannewa@bpcbirgunj.edu.np
5.	Er. Bibek Chaurasia	Member	9863631768	bibekchaurasia@bpcbirgunj.edu.np

7.6 Students Quality Circle

S.N	Name	Designation	Contact Number	Email
1.	Mr. Saurabh Sarraf	Chairperson	9866118920	saurabkumarsarraf@gmail.com
2.	Mr. Shishir Jha	Member	9807237140	shishirjha629@gmail.com
3.	Mr. Adarsh Thakur	Member	9829233071	Aadarsh.aadarsh439@gmail.com

4.	Ms. Shubhi Agrawal	Member	9821265530	Subhi.agrawal.subhi777@gmail.com
5.	Ms. Ashika Sharma	Member	9807289666	Aashikasharma109@gmail.com
6.	Ms. Saloni Gupta	Member	9806837193	Salonigta67@gmail.com

7.7 Extra Curricula Activities

S.N	Name	Designation	Contact Number	Email
1.	Dr. Ajay Ram Jaisawal	Coordinator	9847020555	Ajayjayswal2011@gmail.com
2.	Mr. Tarun Nepali	Member	9845452486	
3.	Ms. Tapindar Kaur	Member	9865415825	shrshrestha@soni@gmail.com
4.	Mr. Krishna Sah	Member	9816299696	ksah20449@gmail.com
5.	Mr. Sanjay Patel	Member	9845158069	bpcsanjaypatel2012@gmail.com
6.	Ms. Prerana Gupta	Member	9845159038	

7.8 Library and Lab Management

S.N	Name	Designation	Contact Number	Email
1.	Dr Arvind Shrestha	Coordinator	9855027304	arbindshr@bpcbirgunj.edu.np
2.	Ms. Ganesh Maya	Member	9845113221	ganeshmaya.shahi@gmail.com
3.	Ms Sweta Shrestha	Member	9845788515	swetashrestha876@gmail.com
4.	Mr Shatrughan Newa	Member	9845098532	satrudhanewa@bpcbirgunj.edu.np
5.	Mr Hriday M M Shrestha	Member	9845021090	
6.	Er. Bibek Chaurasia	Member	9863631768	vivekchaurasia@bpcbirgunj.edu.np

8. Social Progress

BPC is aware of corporate social responsibility and pays due attention to conducting social works like blood donation, tree plantation, disaster management supports, health and hygiene warmness, and program, raising relief funds, and many more through students'

activities. BPC also provide different types of scholarship to the students. There has been a set criterion under which students take those benefits. Mediation camps, traffic rules follow, women violence are some topics on which it conducts training from time to time. Every year, it also performs free eye camp within the premises with the support of local Eye Hospitals.

BPC conducts annual sports and cultural programs to maintain health and create harmonious relationships. Different agencies and native communities have shown keen interest in this social work done by Birgunj Public College.

9. Issues and Challenges

Any establishment survives on conditions that it will invade terribly challenges. The challenges are never-ending however they will be coped with. Maintaining the challenges and issues are not different to this college than the others. Being private, it faces the challenges of maintaining the retaining quality and experienced human resources. However, BPC has retained the permanent and fully devoted faculties and other staff right from its establishment. Social stratification, political challenges, affiliations related issues, maintaining quality education, examination related qualities are yet other areas where BPC pays excellent attention.

10. Annual Work Plan and Budget

The annual work plan and budget for 2026 as per the strategic plan are conferred here beneath.

10.1 Physical Infrastructural Development

10.1.1 List of Logical Framework of Action Plan

S. No.	Activities	Indicators	Responsibility	Remarks
01	Construction of Training hall	Sq. M. & Rooms	Procurement & Construction Committee	Planned as per UGC/PU standard
02	Construction of High-tech computer lab	Electrification & Painting	BPC	To support BIT and research activities
03	Construction of Incubation Center	Sq. M. & Rooms	BPC	For entrepreneurship and innovation
04	Construction of additional classroom	Sq. M. & Rooms	BPC	To address growing student enrollment

10.2 Academic Program Development

S. N.	Activities	Indicators	Stakeholders	Responsibility	Remarks
01	Addition of EMB Program	No. of students	UGC/students	BPC	Subject to approval
02	BIT Program	No. of students	UGC/students	BPC	Market oriented program
03	National research seminar	No. of students, minutes, photos, and reports	Faculty/students	BPC	On annual basis
04	Graduation ceremony	No. of students, minutes, photos, and reports	students	BPC	On annual basis
06	Faculties subjective development program	No. of students, minutes, photos, and reports	Faculties	BPC	Capacity enhancement

07	Online Academic/ Research Journals in E-Library	No. of Journals	Student/faculty	BPC	Digital access
08	Develop & extend practical classes & project work	Additional class conducted	Student	BPC	Need based
09	Internal evaluation system	Half yearly test	Students	BPC	Quality assurance
10	Increase class regularly	At least 180 days a year	Students	BPC	Attendance monitoring

10.3 Human Resources Capacity Building & Institutional Development

10.3.1 List of Logical Framework of Action Plan

S. No.	Activities	Indicators	Stakeholders	Responsibility	Remarks
01	Academic degree of Faculties	M. Phil. Ph. D.	Faculty	Campus authority	Long term development
02	Capacity building of teaching & non-teaching Staffs	Area wise training	Faculty, staff	BPC	Skill enhancement
03	Increase workforce	Number added	No of faculty	Management	Need based
	<ul style="list-style-type: none"> • Teaching staffs • Non-teaching staffs 	Number added	No of staff	Management	Need based
04	Seminar & Interaction program	Frequency	Faculty/students	BPC	Academic exposure
05	Short term training	Subject wise training	Staff	BPC	Continuous
06	Meeting with different colleges (Benchmarking)	Organize coordination meeting	Institution	BPC	Quality enhancement

10.4 Research, Documentation, and Publication

10.4.1 List of Logical Framework of Action Plan

S. No.	Activities	Indicators	Stakeholders	Responsibility	Remarks
01	Participation of faculty in research work	No. of Faculties involved	Faculty	College authority	Research promotion
		Publication of research paper	Faculty	BPC	National and international
02	Publish the annual journal of campus	Number of journal published	Faculty students	BPC	Peer reviewed
03	Publish an annual report	Number	Annual publication	BPC management	Transparency
04	Electronic documentation	Sections covered	Administration	BPC management	Digital record
		Departments covered	Administration	BPC management	Digital record

10.5 Financial Development

10.5.1 List of Logical Framework of Action Plan

S. No.	Activities	Indicators	Stakeholders	Responsibility	Remarks
01	Collection of students fee	Fee invoice & records	UGC, Local government	BPC	As per regulation

10.6 Extra-Curricular Activities and Student' Welfare

10.6.1 List of Logical Framework of Action Plan

S. No.	Activities	Indicators	Stakeholders	Responsibility	Remarks
01	“Grand Sports and Cultural Week” Yearly	Minutes, Photos, and other records	Students	BPC	Annual
02	Different training for the students	Schedules, minutes, photos	Students	BPC	Career focused
03	Programs by TLC-BPC (The Leaders' Club-BPC)	Minutes, photos	Students	BPC	Leadership development
04	Business Development Training to the students and pitching	Book published, reports, minutes, training photos	Students	BPC	Entrepreneurship
05	Entrepreneurial development under the Hult Prize program	Book published, reports, minutes, training photos	Students	BPC	Innovation driven
06	Scholarship Free-ship Program	No of beneficiary	Students	BPC	Inclusive educaion

Annex – I

BIRGUNJ PUBLIC COLLEGE

Annual Budget Plan 2081/082

S. No.	Particulars	Category	Income (Rs)	Budget Allocated (Rs)	Budget %
1	Library	Assets		500000	
2	Building Expansion	Assets		2500000	
3	Computer & Printer	Assets		700000	
4	Furniture	Assets		2000000	
5	Equipment	Assets		688998	
	Total Assets:			6388998	
4	Academic Salary	Expenses		34581490	78.06
5	Fuel	Expenses		971513	2.20
6	House Rent and Construction	Expenses		2400000	5.42
7		Expenses			
8	Loan Interest	Expenses		54587	0.12
9	Meeting Expenses	Expenses		210000	0.48
10	Tax	Expenses			
11	Printing & Stationary	Expenses		519639	1.17
12		Expenses			
13	Repair & Maintenance	Expenses		394766	0.89
14	Telephone & Internet	Expenses		182006	0.41
15	Development & maintenance fee	Income	3850100		
16	Miscellaneous	Expenses		722815	1.63
17	Research & Dev Expenses	Expenses		2373167	5.36
18	EMIS Expenses	Expenses			
19	Exam Expenses	Expenses		443445	1.00
20	Exam Fee	Income	4989600		
21	Monthly Fee	Income	29806430		
22	Research, Training, Project and Software Development	Expenses		1445687	3.26
23	Admission Fee	Income	4004720		
24	Admission Form Sale	Income	131600	-	
	Total Expenses			44299115	
	Grand Total		42782450	50688113	100

Annex-II

Audit Report and Statement of Income & Expenditure of the Fiscal year
2079/80

R.K.L. Das & Co.
Registered Auditors
Shreepur-11, Birgunj(Nepal)

Tel : 051-521025

Email : rklDasandco@gmail.com

R.K.L Das & Co.

**Independent Auditor's Report
To the shareholder of Birgunj Public College Pvt Ltd**

Opinion

We have audited the financial statements of Birgunj Public College Pvt Ltd which comprise the statement of financial position as at 31st Ashadh 2081 (15th July, 2024), and the statement of Income, the statement of changes in equity, the statement of Cash Flow for the year ended, and Significant Accounting Policies and Notes to Accounts.

In our opinion, the accompanying financial statements give a true and fair view of the financial position of the company as at 31st Ashadh, 2081 (15th July, 2024), and its financial performance and its cash flows for the year then ended in accordance with Nepal Accounting Standards.

Basis of Opinion

We conducted our audit in accordance with Nepal Standards on Auditing (NSA). Our responsibilities under those standards are further described in the Auditor's Responsibilities for the Audit of the financial statements section of our report. We are independent of the company in accordance with the ethical responsibilities in accordance with the code of Ethics issued by Institute of Chartered Accountants of Nepal (ICAN) together with the independence requirements that are relevant to our audit of financial statements under provisions of the companies Act and the Rules made there to.

We believe that the audit evidence we have obtained is sufficient and appropriate to provide a basis for our opinion.

Responsibilities of Management for the financial statements

Management is responsible for the preparation of the financial statements in accordance with Nepal Accounting Standards, and for such internal control as management determines is necessary to enable the preparation of the financial statements that are free from material misstatement, whether due to fraud or error.

In preparing the financial statements, management is responsible for assessing the Company's ability to continue as a going concern, disclosing, as applicable, matters related to going concern and using the going concern basis of accounting unless management either intends to liquidate the company or to cease operations, or has no realistic alternative but to do so.

Auditor's Responsibilities for the Audit of the Financial Statements

Our objectives are to obtain reasonable assurance about whether the financial statements as a whole is free from material misstatement, whether due to fraud or error, and to issue an auditor's report that includes our opinion.


Reasonable assurance is a high level of assurance, but is not a guarantee that an audit conducted in accordance with NSAs will always detect a material misstatement when it exists. Misstatements can arise from fraud or error and are considered material if, individually or in the aggregate, they could reasonably be expected to influence the economic decisions of users taken on the basis of these financial statements.



Report on Requirements of Companies Act, 2063

On examination of the financial statements as aforesaid, we report that:

1. We have obtained all information and explanations asked for, which to the best knowledge believe were necessary for the purpose of our examinations;
2. In our opinion, proper books of accounts as required by law have been maintained by the company in a manner to reflect the real affairs of its business;
3. In our opinion, the statement of the Financial Position, the statement of Income and Statement of cash flow have been in compliance with the Nepal Accounting Standards (NAS) and are in agreement with the books of accounts of the company; and
4. In our opinion and to the best of our Information and according to the explanations given to us and from our examinations of the books of account of the company, we have not come across the cases where the board of Directors or any member thereof any employee of the company has acted deliberately contrary to the provisions of the law relating to the accounts or caused loss or damaged to the company.


Rajendra Kumar Lal Das
(R.K.L Das & Co)

UDIN No: 250713RA012931vYH6

Date: 29-03-2082

Place: Birgunj, Nepal



Birgunj Public College Pvt. Ltd.
Statement of financial Position
As at Ashadh 31, 2081 (15th July 2024)

Particulars	Sch	This Year Amount (NRs.)	Previous Year Amount (NRs.)
Assets			
Non Current Assets	1		
Property, Plant & Equipment		13,757,453.41	13,860,113.77
Intangible Assets			
Deferred Tax Assets			
Total Non-Current Assets		13,757,453.41	13,860,113.77
Current Assets			
Cash & Cash Equivalent	2	16,714,027.09	7,869,433.81
Inventories	3	-	-
Sundry Debtors	4	-	-
Deposit, Advances, Prepaids & Margins	5	2,126,490.12	3,512,635.00
Total Current Assets		18,840,517.21	11,382,068.81
Total Assets		32,597,970.62	25,242,182.58
Equity			
Capital	6	10,000,000.00	10,000,000.00
Reserve & Surplus	7	13,330,382.41	10,802,877.17
Total Equity		23,330,382.41	20,802,877.17
Non Current Liability			
Borrowings	8	4,200,000.00	-
Provisions			
Total Non-Current Liabilities		4,200,000.00	-
Current Liabilities			
Sundry Creditors	11	287,997.91	222,855.11
Provisions	9	842,501.75	750,160.30
Outstanding & Payables	10	3,937,088.55	3,466,290.00
Short-Term Borrowings	12	5,067,588.21	4,439,305.41
Total Current Liabilities		9,135,176.42	8,878,610.82
Total Equity and Liabilities		32,597,970.62	25,242,182.58

Accountant

Place: Birgunj (Nepal)

Director



As per our report of the date
 For: RKL Das & Co.
 (Registered Auditor)
 Rajendra Kumar Lal Das



Birgunj Public College Pvt. Ltd.


Income Statement

For the period from Shrawan 1,2080 to Ashadh 31,2081 (17th July 2023 to 15th July 2024)

Particulars	Sch	This Year Amount (NRs.)	Previous Year Amount (NRs.)
Sales/Revenue	13	64,910,964.00	58,895,994.00
Cost of Goods sold	14	54,051,893.00	49,034,508.00
Gross Profit		10,859,071.00	9,861,486.00
Miscellaneous Income (Interest Received)		148,186.35	42,612.39
Total Revenue Amount		11,007,257.35	9,904,098.39
Administrative Expenses	15	4,734,503.00	3,330,830.77
Selling Expenses			
Operating Profit			
Interest			
Depreciation	1	2,790,651.36	2,877,385.40
Repair & Maintenance	16	112,096.00	695,241.00
Net Profit/(Loss) Before Bonus & Tax		3,370,006.99	3,000,641.22
Provision for staff			
Profit Before Income Tax		3,370,006.99	3,000,641.22
Income Tax Provision		842,501.75	750,160.30
Deferred Tax Income/(Expenses)			
Profit After Tax		2,527,505.24	2,250,480.92

Accountant

Director



Place: Birgunj (Nepal)

As per our report of even date
For: R.K. Das & Co.
(Registered Auditor)

Rajendra Kumar Lal Das



Birgunj Public College Pvt. Ltd.
For the period from Shrawan 1, 2080 to Ashadh 31, 2081 (17 July 2023 to 15th July 2024)

Particulars	Schedule 2	
	This Year Amount (NRs.)	Previous Year Amount (NRs.)
Cash In Hand	81,202.27	162,183.31
Cash at Bank		
Lumbini Bikash Bank	28,748.23	28,242.41
Nabil Bank (CA) 1848	14,226,242.30	3,333,178.00
Nabil Bank 1863	225,618.00	615,149.00
Nepal Bank Ltd.	621,632.22	506,883.16
Civil Bank (C.A.)/Himalyan Bank Ltd.	-	-
Civil Bank (Call A/c)/Himalyan Bank Ltd.	713,453.41	2,405,667.27
NCC Bank /Kumari Bank	302,204.45	303,204.45
Sanima Bank (C.A.)	1,000.00	1,000.00
Sanima Bank (Call A/c)	513,926.21	513,926.21
Total	16,714,027.09	7,869,433.81

Particulars	Schedule 3	
	This Year Amount (NRs.)	Previous Year Amount (NRs.)
Closing Stock	-	-

Particulars	Schedule 4	
	This Year Amount (NRs.)	Previous Year Amount (NRs.)
Sundry Debtors	-	-
Total	-	-

Particulars	Schedule 5	
	This Year Amount (NRs.)	Previous Year Amount (NRs.)
Advance Income Tax	600,000.00	200,000.00
Advance TDS	26,490.12	12,635.00
Advance Rent		1,800,000.00
Fixed Deposit (Nepal Bank Ltd.)	1,500,000.00	1,500,000.00
LCCI Books P Ltd	-	-
Total	2,126,490.12	3,512,635.00

Particulars	Schedule 6	
	This Year Amount (NRs.)	Previous Year Amount (NRs.)
Paid Up Capital (100000 Shares @ Rs. 100.00 Each)	10,000,000.00	10,000,000.00

(Signature)



(Signature)



Reserve and Surplus		Schedule 7	
Particulars	This Year	Previous Year	
	Amount (NRs.)	Amount (NRs.)	
Opening Balance	10,802,877.17	8,655,666.26	
Add: Current year after tax profit	2,527,505.24	2,250,480.91	
PY Tax Adjustment (881484.06-778214.07)		(103,270.00)	
Total	13,330,382.41	10,802,877.17	

Borrowings (Long-Term)		Schedule 8	
Particulars	This Year	Previous Year	
	Amount (NRs.)	Amount (NRs.)	
Director's Loan	4,200,000.00		
Total	4,200,000.00		

Provisions		Schedule 9	
Particulars	This Year	Previous Year	
	Amount (NRs.)	Amount (NRs.)	
Provision For Income Tax	842,501.75	750,160.30	
Total	842,501.75	750,160.30	

Outstanding & Payable		Schedule 10	
Particulars	This Year	Previous Year	
	Amount (NRs.)	Amount (NRs.)	
Audit Fee Payable	19,700.00	19,700.00	
TDS Payable on Audit fee	300.00	300.00	
Remuneration Payable	3,758,410.00	3,272,953.00	
Remuneration TDS Payable	158,678.55	173,337.00	
Total	3,937,088.55	3,466,290.00	

Sundry Creditors		Schedule 11	
Particulars	This Year	Previous Year	
	Amount (NRs.)	Amount (NRs.)	
Hotel Tribhuvan	287,997.91	218,612.50	
Total	287,997.91	222,855.11	

Short Term Borrowings		Schedule 12	
Particulars	This Year	Previous Year	
	Amount (NRs.)	Amount (NRs.)	
Total			

[Handwritten Signature]



Fee Revenue		Schedule 13	
Particulars	This Year	Previous Year	
	Amount (NRs.)	Amount (NRs.)	
Tuition Fee	35,072,070.00	31,477,230.00	
Admission Fee	7,723,100.00	7,254,450.00	
Library Fee	4,244,510.00	3,968,900.00	
Development & Training	4,242,299.00	4,278,600.00	
Extra- Curricular Activities	4,107,070.00	3,692,900.00	
Annual Exam Fee	2,056,290.00	1,720,595.00	
Terminal Exam Fee	3,965,500.00	3,298,889.00	
Misscellaneous		74,470.00	
Affiliation & Thesis	1,778,995.00	1,460,850.00	
Form & Prospectus	477,980.00	515,460.00	
TC & CC	425,850.00	354,100.00	
Registration	817,300.00	799,550.00	
Total	64,910,964.00	58,895,994.00	

Core Expenses		Schedule 14	
Particulars	This Year	Previous Year	
	Amount (NRs.)	Amount (NRs.)	
Salary	46,248,744.00	41,532,498.00	
Staff Welfare	557,620.00	450,012.00	
Rent	2,400,000.00	2,400,000.00	
Teaching Materials Stationery & Printing	1,485,592.00	1,401,072.00	
Entrance Exam Exp.	213,200.00	124,600.00	
Board & University Affiliation/ Varshik Sewa Shulk	314,000.00	552,000.00	
Board & University Registration	253,700.00	315,000.00	
Board & University Exam Fee	1,296,480.00	1,024,340.00	
Industrial Tour	50,500.00	50,400.00	
Farewell Exp.	391,737.00	165,957.00	
Workshop Seminar, Training & Welcome Program	840,320.00	1,018,629.00	
Total	54,051,893.00	49,034,508.00	

Administration Expenses		Schedule 15	
Particulars	This Year	Previous Year	
	Amount (NRs.)	Amount (NRs.)	
Office Exp.	362,860.00	175,745.00	
Fuel Exp.	1,440,226.00	1,242,109.74	
Advertisement	531,147.00	3,200.00	
Guest Honor	1,093,214.00	833,974.00	
Newspaper & Periodicals	85,080.00	73,365.00	
Sanitation	70,387.00	73,275.00	
Travelling	136,820.00	96,950.00	
Electric Charge / Electric Goods	503,255.00	431,751.00	
Telephone & Internet	194,775.00	213,275.00	
Insurance		97,915.03	
Audit Fee	20,000.00	20,000.00	
Medicine & First Aid	296,739.00	69,271.00	
Total	4,734,503.00	3,330,830.77	



		Schedule 16	
Repair & Maintenance		This Year	Previous Year
Particulars		Amount (NRs.)	Amount (NRs.)
		112,096.00	695,241.00
Repair & Improvement	Total	112,096.00	695,241.00

[Handwritten Signature]



[Handwritten Signature]



Birgunj Public College Pvt. Ltd.
Statement of Change in Equity

For the period from Birgunj 1, 2080 to Ashad 31, 2081 (17 July 2023 to 16th July 2024)

Particulars	Balance Capital	Retained Earnings	Deferred Tax Revenue	Reserve for C.S.R.	Total
Balance As on Ashad Ended 2070	10,000,000.00	10,002,077.17			20,802,077.17
Addition during the Year		2,527,505.24			2,527,505.24
Dividend Paid for the Year					
Prior Period Adjustment					
Deferred Tax Revenue					
Reserve for C.S.R.					
Balance As on Ashad Ended 2080	10,000,000.00	13,330,382.41	-	-	23,330,382.41

[Handwritten Signature]



[Handwritten Signature]



BIRGUNJ PUBLIC COLLEGE PVT LTD

Schedules forming Part of the accounts for the year ended Ashad 31, 2081 (July 16, 2024)

Schedule-20

Significant Accounting Policies:

1) Accounting Convention:

The financial statements have been prepared under the historical cost convention on an accrual basis and are in compliance with all material aspects with Nepal Accounting Standards, unless stated otherwise, and relevant provisions of Companies Act, 2063 and other applicable laws prevalent in Nepal.

2) Fixed Assets and Depreciation:

Depreciation on fixed assets has been charged on Written Down Value (WDV) Method as per the rates prescribed in the said Act.

3) Payables:

Liability for payables are carried at cost which is the fair value of services.

4) Related party transactions

All transactions with related parties are carried out by the Company at arm's length prices.

5) Receivables:

Receivables are originated by the Company and are stated at cost.

6) Cash & Cash Equivalents:

Cash & Cash equivalents consists of Cash in Hand and Balances with bank.

7) Provisions, contingent Liability and Contingent Assets (NAS 12):

Provisions are recognized when the Company has a present obligation as a result of past event; it is more likely than not that an outflow of resources will be required to settle the obligation, in respect of which a reliable estimate can be made. Provisions are not discounted to its present value and are determined based on best estimate required to settle the obligation at the balance sheet date. These are reviewed at each balance sheet date and adjusted to reflect the current best estimates in accordance with Nepal Accounting Standards NAS 12 "Provisions, Contingent Liabilities and Contingent Assets".

A contingent liability is disclosed where there is a possible obligation or a present obligation that may, but probably will not, require an outflow of resources.

Contingent assets are not recognized in the financial statements. However, contingent assets are assessed continually and if it is virtually certain that an economic benefit will arise, the assets and related income are recognized in the period in which the charge occurs.

8) Taxation (NAS 09):

Current Tax:

Current income tax is measured at the amount expected to be paid to the tax authorities in accordance with Nepalese income Tax Act, 2058.

Deferred Tax:

Deferred income taxes reflects the impact of current year timing differences between taxable income and accounting income for the year and reversal of timing differences of earlier years. Deferred tax is measured based on the tax rates and the tax laws enacted or substantively enacted at the Balance Sheet date. Deferred Tax Assets are recognized and assessed at each Balance Sheet date, only to the extent that there is reasonable certainty that sufficient future taxable income will be available against which such deferred tax assets can be realized. In situations where the Company has unabsorbed depreciation or carry forward tax losses, all deferred tax assets are recognized only if there is virtual certainty supported by convincing evidence that they can be realized against future taxable profits. At each Balance Sheet date, unrecognized deferred tax assets of earlier years are re-assessed and recognized to the extent that it has become reasonably certain that future taxable income will be available against which such deferred tax assets can be realized in accordance with Nepal accounting Standards NAS 09 on "Income Taxes".

9) Earnings Per Share (NAS 26):

Basic earnings per share are calculated by dividing the net profit or loss for the period attributable to equity shareholders by the weighted average number of equity shares outstanding during the period.

10) Leases (NAS 15):

Financial Lease:

The company does not have any item covered under finance lease which needs disclosure as per Nepal accounting Standards NAS 15.

11) Cash Flow Statements (NAS 03):

Cash flows are reported using the indirect method, whereby net profit before tax is adjusted for the effects of transactions of a non-cash nature and any deferrals or accruals of past or future cash receipts or payments. The cash flows from regular revenue generating, investing and financing activities of the Company are segregated. The Cash flow statement is separately attached with the Financial Statements of the company.

12) Share Based Payments (IFRS 2):



Share based payment transaction is a transaction in which entity receives goods and services as consideration for equity instruments (including shares or share options) of the entity (referred to as "equity settled share based transaction"). There is no share based transactions during the Year.

Revenue Recognition:

1) Income Tax

Provision for taxation has not been made in view of taxable losses during the year as per the provisions of Income Tax Act, 2058.

2) Amortization of Fixed Assets:





3. **Fixed Assets** are revalued during the year.

4. **Recognition of Deferred Tax Liability & Assets:**

Deferred tax is measured based on the tax rates and the laws enacted or substantively enacted at the balance sheet date. Deferred tax assets are recognized only to the extent that there is reasonable certainty that sufficient future taxable income will be available against which such deferred tax assets are realized. However, the Company has not recognized deferred tax resulting from the timing differences between Book Base and Tax base, which is not in accordance with Nepal Accounting Standards (NAS-9).

5. **Authorized Share Capital:**

The Authorized & Issued share capital of the Company remain Rs 3 crore

6. **Issue of Shares:**

The Company's paid up capital is Rs 1 crore.

7. **Earnings per share:**

Earning per share has been calculated as below:

Particulars of earnings per share	Current Year
Profit after tax for the year (Rs.)	25,27,505.24
Weighted average no. of equity shares (Units)	100,000
Diluted number of equity shares (Units)	100,000
Nominal value of shares (Rs.)	100.00
Basic Earning per share (Rs.)	25.27
Diluted Earning per share (Rs.)	25.27

[Handwritten Signature]

[Handwritten Signature]



THE BOARD OF DIRECTORS
 THE STATE BANK OF INDIA
 1/1/2019 TO 31/3/2019

Particulars	Opening Balance	Additions	Less: Withdrawals	Balance	Interest	Provision for Bad Debts	Balance	Other Particulars	Total
A									
B									
C									
D									
E									
F									
G									
H									
I									
J									
K									
L									
M									
N									
O									
P									
Q									
R									
S									
T									
U									
V									
W									
X									
Y									
Z									
AA									
AB									
AC									
AD									
AE									
AF									
AG									
AH									
AI									
AJ									
AK									
AL									
AM									
AN									
AO									
AP									
AQ									
AR									
AS									
AT									
AU									
AV									
AW									
AX									
AY									
AZ									
BA									
BB									
BC									
BD									
BE									
BF									
BG									
BH									
BI									
BJ									
BK									
BL									
BM									
BN									
BO									
BP									
BQ									
BR									
BS									
BT									
BU									
BV									
BW									
BX									
BY									
BZ									
CA									
CB									
CC									
CD									
CE									
CF									
CG									
CH									
CI									
CJ									
CK									
CL									
CM									
CN									
CO									
CP									
CQ									
CR									
CS									
CT									
CU									
CV									
CW									
CX									
CY									
CZ									
DA									
DB									
DC									
DD									
DE									
DF									
DG									
DH									
DI									
DJ									
DK									
DL									
DM									
DN									
DO									
DP									
DQ									
DR									
DS									
DT									
DU									
DV									
DW									
DX									
DY									
DZ									
EA									
EB									
EC									
ED									
EE									
EF									
EG									
EH									
EI									
EJ									
EK									
EL									
EM									
EN									
EO									
EP									
EQ									
ER									
ES									
ET									
EU									
EV									
EW									
EX									
EY									
EZ									
FA									
FB									
FC									
FD									
FE									
FF									
FG									
FH									
FI									
FJ									
FK									
FL									
FM									
FN									
FO									
FP									
FQ									
FR									
FS									
FT									
FU									
FV									
FW									
FX									
FY									
FZ									
GA									
GB									
GC									
GD									
GE									
GF									
GG									
GH									
GI									
GJ									
GK									
GL									